


Toggle Clamps

Vertical Manual Clamps, Flanged Base, Adjustable Arm



BR-V200/2B



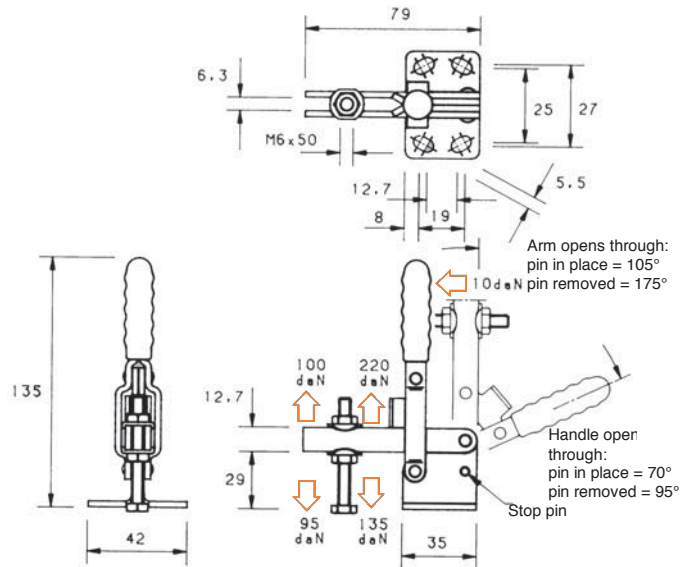
Arm:
The spindle position is adjustable along the arm.

Base:
Flanged.


Nominal Holding Force:
200 daN

Weight:
0.20 Kg

Supplied complete with:
MB0650 Setscrew & nuts.
FW06/12 Flanged washers.
See "Accessories" for other items.



BR-V250/2B



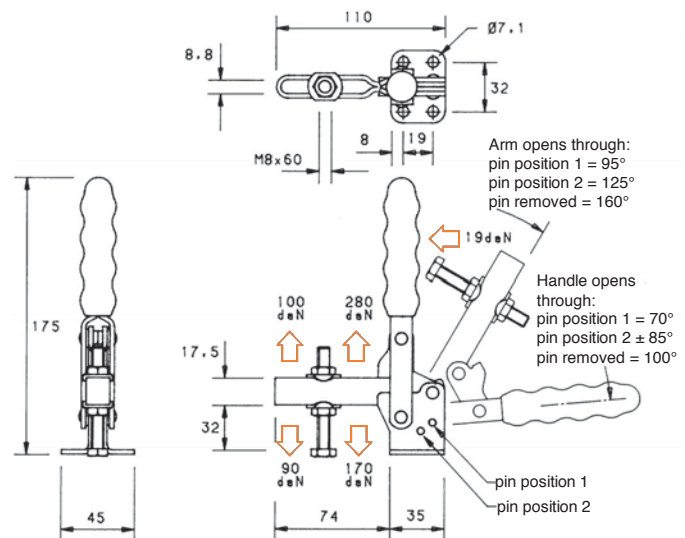
Arm:
The spindle position is adjustable along the arm.

Base:
Flanged.

Nominal Holding Force:
250 daN

Weight:
0.38 Kg


Supplied complete with:
MB0860 Setscrew & nuts.
FW08/15 Flanged washers.
See "Accessories" for other items.



Toggle Clamps

Vertical Manual Clamps, Flanged Base, Adjustable Arm

BR-V300/2B



Arm:
The spindle is adjustable along the arm.

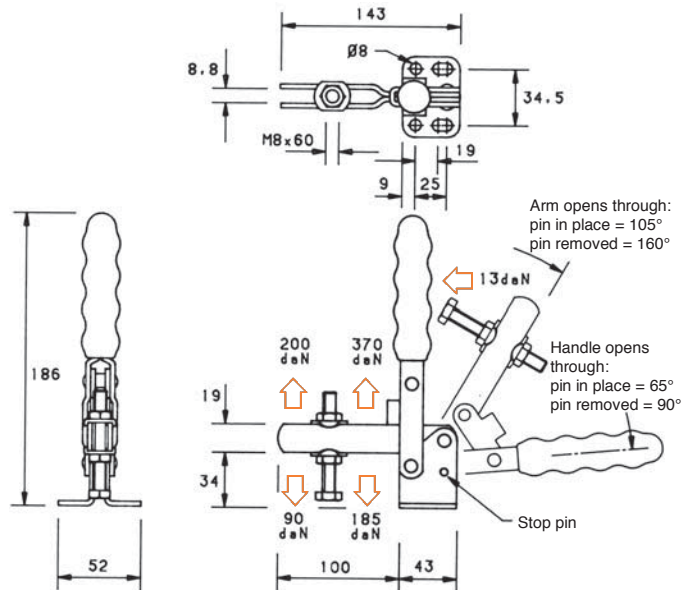
Base:
Flanged.

Nominal Holding Force:
300 daN

Weight:
0.48 Kg

Supplied complete with:
MB0860 Setscrew & nuts.
FW08/15 Flanged washers.

See "Accessories" for other items.



BR-V350/2B



Arm:
The spindle position is adjustable along the arm.

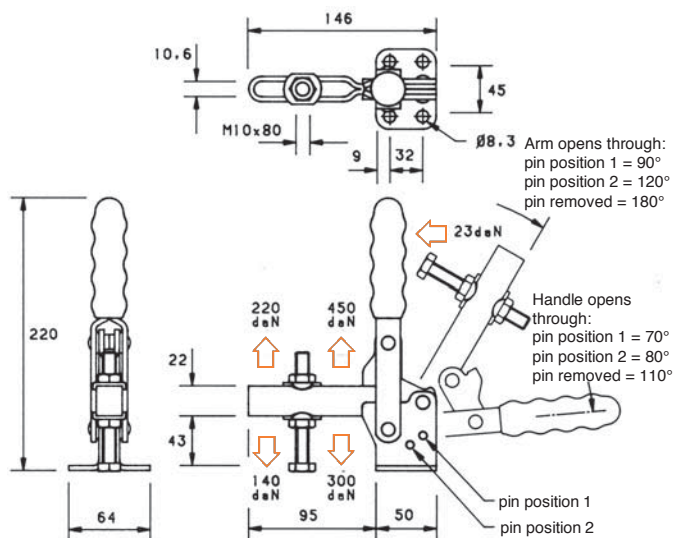
Base:
Flanged.

Nominal Holding Force:
350 daN

Weight:
0.80 Kg

Supplied complete with:
MB1080 Setscrew & nuts.
FW10/20 Flanged washers.


See "Accessories" for other items.



Vertical Manual Clamps, Flanged Base, Adjustable Arm



BR-V450/2B



Arm:
The spindle position is adjustable along the arm.

Base:
Flanged.

Nominal Holding Force:
450 daN

Weight:
1.35 Kg

Supplied complete with:
MB12100 Setscrew & nuts.
FW12/23 Flanged washers.

See "Accessories" for other items.

